2015 Spartanburg County BMI Report

91.7%

of 1st, 3rd, and 5th graders were measured (9,904 of 10,803)

33.7% were overweight or obese

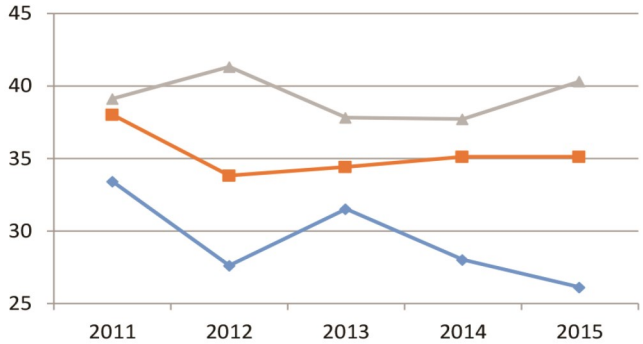

Spartanburg County Five-Year Trend Data: Percentage of Overweight & Obese Children

First Grade Third Grade Fifth Grade

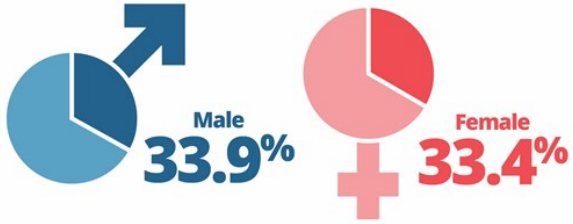

Significant disparities did not exist between male and female genders.

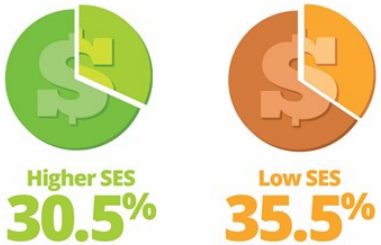

Disparities exist between children from low-socioeconomic households and children from high-socioeconomic households.

Note: Socioeconomic status based on free and reduced lunch eligibility.

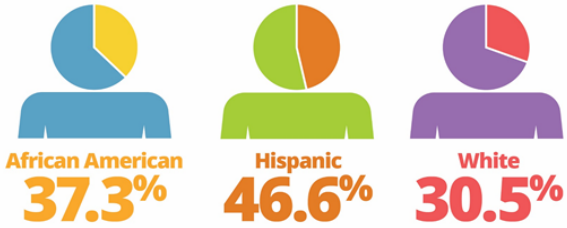

Disparities exist between African-American, Hispanic American and White children.

Note: For statistical reasons, racial/ethnic groups comprising less than 5 percent of the data were not included.